



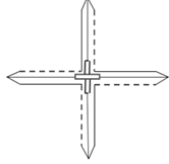


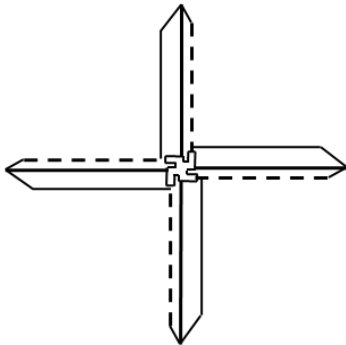
### CUTTING INSTRUCTIONS

- ◆ Choose finished size of whirlwind block (Column A) or Y Block (Column B)
- ◆ Select appropriate Whirlwind Whiz™ tool
- ◆ Cut 1 square of 2 colors for QST and 2 squares of one color for HST. Makes 4 Y blocks.

A	B	C	D
Finished Size of Whirlwind Block* (4 Y blocks)	Finished Size of Y Block	Size to Cut Squares for Quarter Square Triangle (QST)	Size to Cut Squares for Half Square Triangle (HST)
			



Original Whirlwind Whiz



MEGA Whirlwind Whiz

#### Ideal sizes for original Whirlwind Whiz

2"	1"	2½"	2¼"
3"	1½"	3"	2¾"
4"	2"	3½"	3¼"
5"	2½"	4"	3¾"
6"	3"	4½"	4¼"

#### Ideal sizes for MEGA Whirlwind Whiz

7"	3½"	5"	4¾"
8"	4"	5½"	5¼"
9"	4½"	6"	5¾"
10"	5"	6½"	6¼"
11"	5½"	7"	6¾"
12"	6"	7½"	7¼"
13"	6½"	8"	7¾"
14"	7"	8½"	8¼"
15"	7½"	9"	8¾"
16"	8"	9½"	9¼"

\*Whirlwind block is just one of many blocks made with 4 Y blocks.